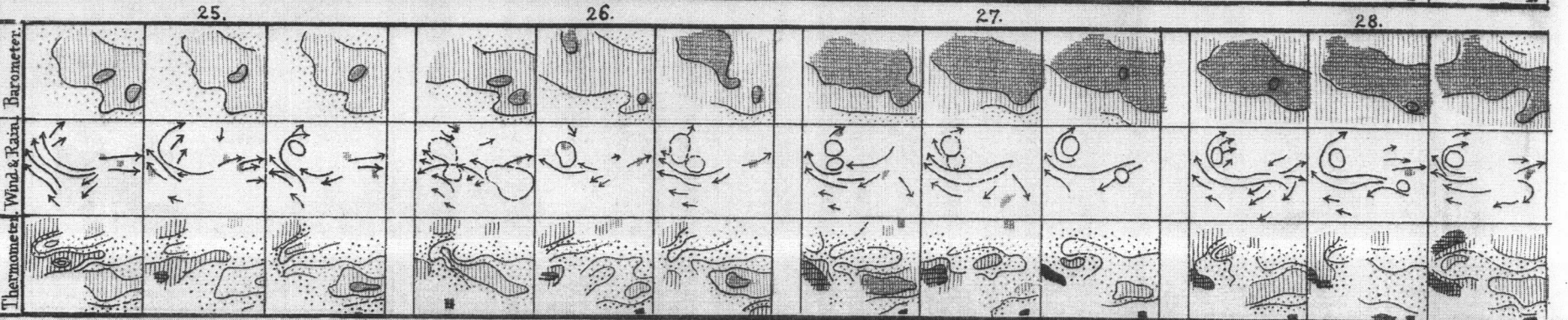
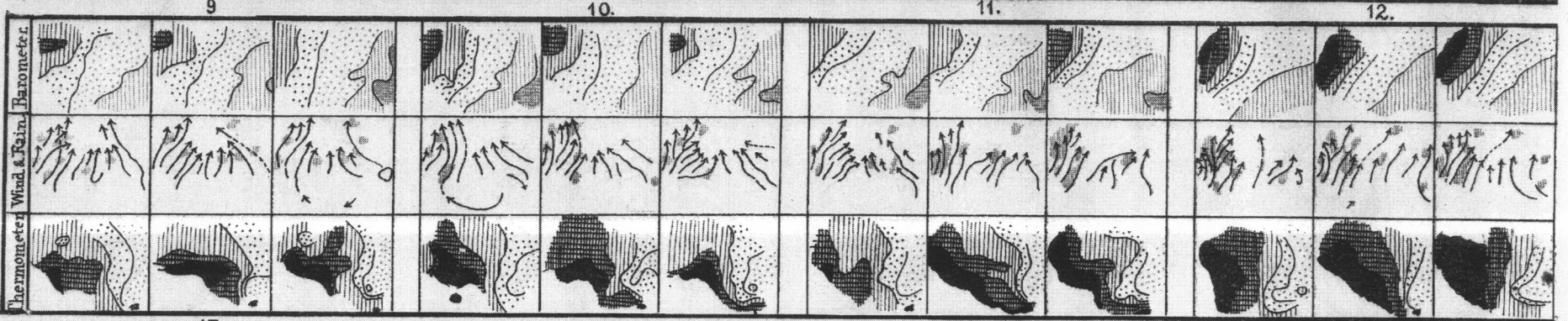
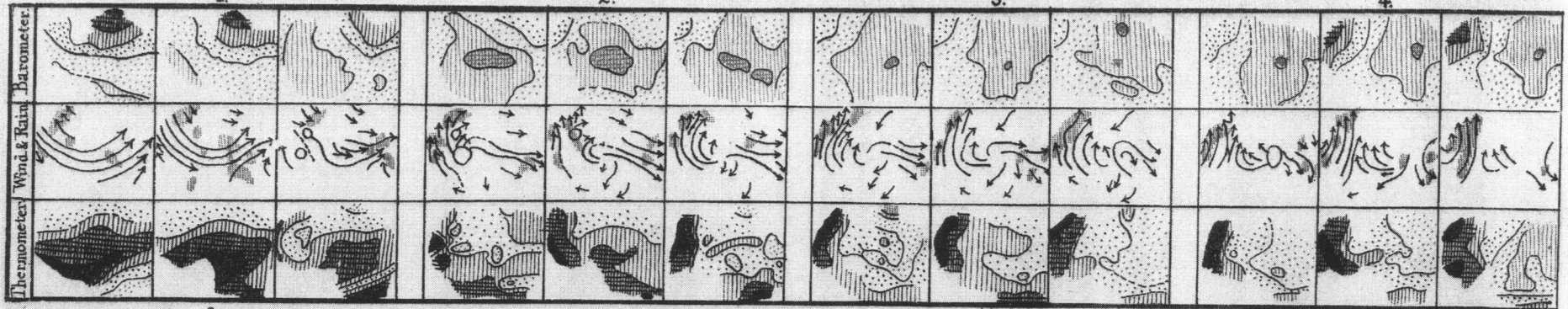


TABLES FOR CONVERSION OF ENGLISH TO FOREIGN SCALES.

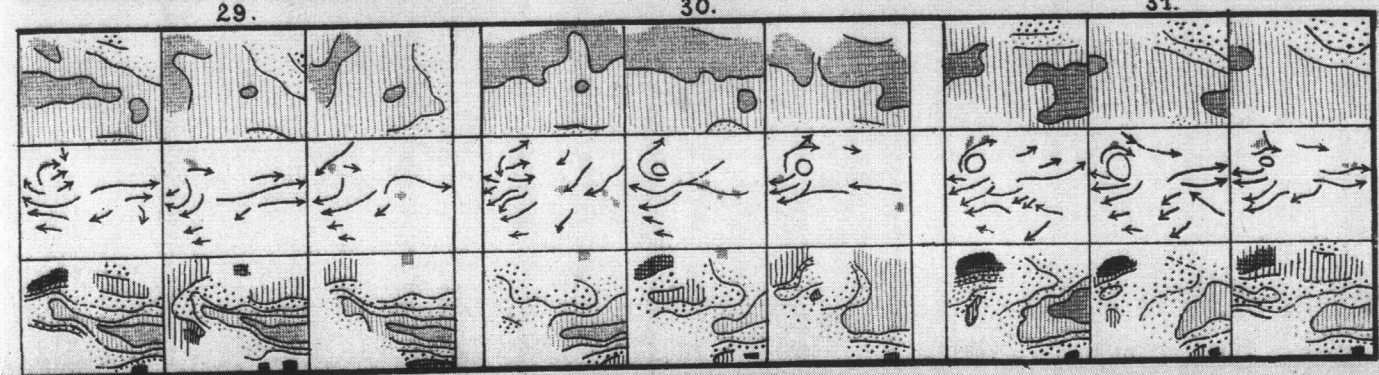

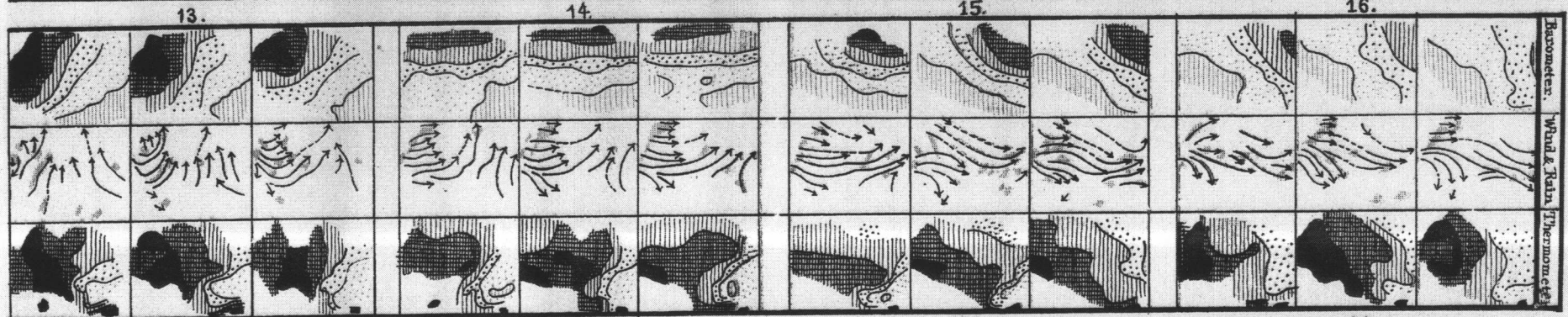

x° Fahrenheit = $\frac{5}{9}(x^{\circ} - 32^{\circ})$ Centigrade = $\frac{4}{9}(x^{\circ} - 32^{\circ})$ Reaumur.						1 Inch = 25.3995 Millimètres = 11.2595 Paris Lines = 20 Russian Half Lines.			
Fahrenheit.	Centigrade.	Reaumur.	Fahrenheit.	Centigrade.	Reaumur.	Inches and Tenths.	Millimètres.	Paris Lines.	Russian Half Lines.
100	37.8	30.2	44	6.7	5.3	28.0	711	315	560
99	37.2	29.8	43	6.1	4.9	1	714	316	562
98	36.7	29.3	42	5.6	4.4	2	716	318	564
97	36.1	28.9	41	5.0	4.0	3	719	319	566
96	35.6	28.4	40	4.4	3.6	4	721	320	568
95	35.0	28.0	39	3.9	3.1	5	724	321	570
94	34.4	27.6	38	3.3	2.7	6	726	322	572
93	33.9	27.1	37	2.8	2.2	7	729	323	574
92	33.3	26.7	36	2.2	1.8	8	732	324	576
91	32.8	26.2	35	1.7	1.3	9	734	325	578
90	32.2	25.8	34	1.1	0.9	29.0	737	327	580
89	31.7	25.3	33	0.6	0.4	1	739	328	582
88	31.1	24.9	32	0.0	0.0	2	742	329	584
87	30.6	24.4	31	-0.6	-0.4	3	744	330	586
86	30.0	24.0	30	-1.1	-0.9	4	747	331	588
85	29.4	23.6	29	-1.7	-1.3	5	749	332	590
84	28.9	23.1	28	-2.2	-1.8	6	752	333	592
83	28.3	22.7	27	-2.8	-2.2	7	754	334	594
82	27.8	22.2	26	-3.3	-2.7	8	757	335	596
81	27.2	21.8	25	-3.9	-3.1	9	759	337	598
80	26.7	21.3	24	-4.4	-3.6	30.0	762	338	600
79	26.1	20.9	23	-5.0	-4.0	1	765	339	602
78	25.6	20.4	22	-5.6	-4.4	2	767	340	604
77	25.0	20.0	21	-6.1	-4.9	3	770	341	606
76	24.4	19.6	20	-6.7	-5.3	4	772	342	608
75	23.9	19.1	19	-7.2	-5.8	5	775	343	610
74	23.3	18.7	18	-7.8	-6.2	6	777	345	612
73	22.8	18.2	17	-8.3	-6.7	7	780	346	614
72	22.2	17.8	16	-8.9	-7.1	8	782	347	616
71	21.7	17.3	15	-9.4	-7.6	9	785	348	618
70	21.1	16.9	14	-10.0	-8.0				
69	20.6	16.4	13	-10.6	-8.4				
68	20.0	16.0	12	-11.1	-8.9				
67	19.4	15.6	11	-11.7	-9.3				
66	18.9	15.1	10	-12.2	-9.8				
65	18.3	14.7	9	-12.8	-10.2				
64	17.8	14.2	8	-13.3	-10.7				
63	17.2	13.8	7	-13.9	-11.1				
62	16.7	13.3	6	-14.4	-11.6				
61	16.1	12.9	5	-15.0	-12.0				
60	15.6	12.4	4	-15.6	-12.4				
59	15.0	12.0	3	-16.1	-12.9				
58	14.4	11.6	2	-16.7	-13.3				
57	13.9	11.1	1	-17.2	-13.8				
56	13.3	10.7	0	-17.8	-14.2				
55	12.8	10.2	-1	-18.3	-14.7				
54	12.2	9.8	-2	-18.9	-15.1				
53	11.7	9.3	-3	-19.4	-15.6				
52	11.1	8.9	-4	-20.0	-16.0				
51	10.6	8.4	-5	-20.6	-16.0				
50	10.0	8.0	-6	-21.1	-16.9				
49	9.4	7.6	-7	-21.7	-17.3				
48	8.9	7.1	-8	-22.2	-17.8				
47	8.3	6.7	-9	-22.8	-18.2				
46	7.8	6.2	-10	-23.3	-18.7				
45	7.2	5.8							

LONDON :
Printed by GEORGE E. EYRE and WILLIAM SPOTTISWOODE,
Printers to the Queen's most Excellent Majesty.

CHARTS OF THE THERMOMETER, WIND, RAIN AND BAROMETER ON THE MORNING

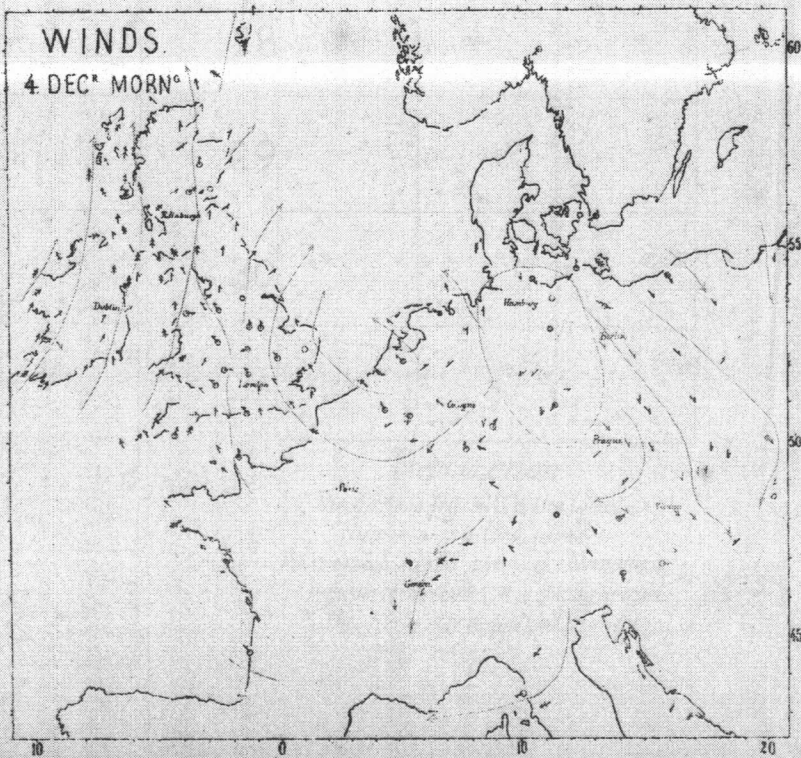
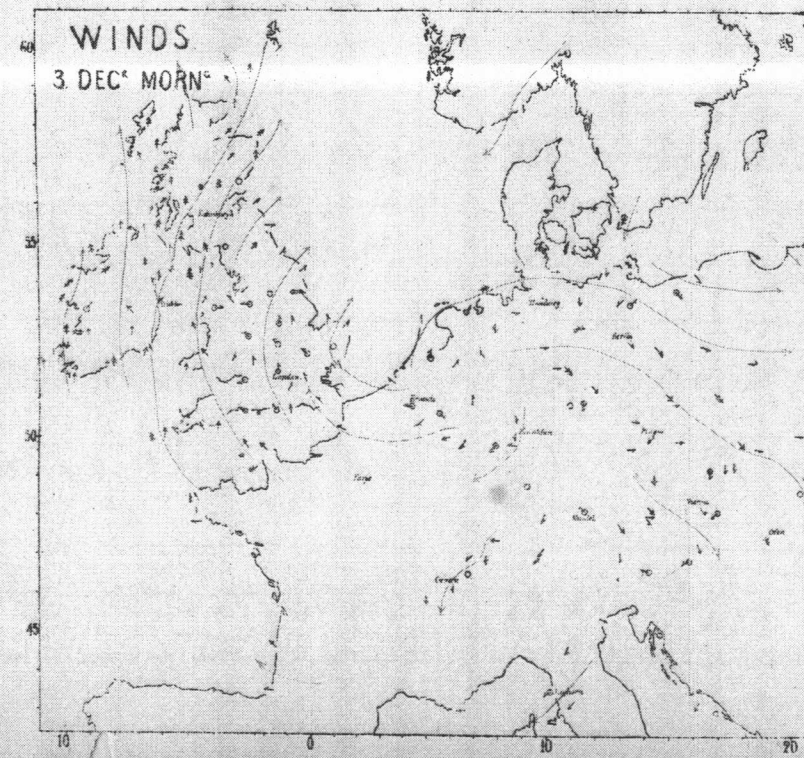
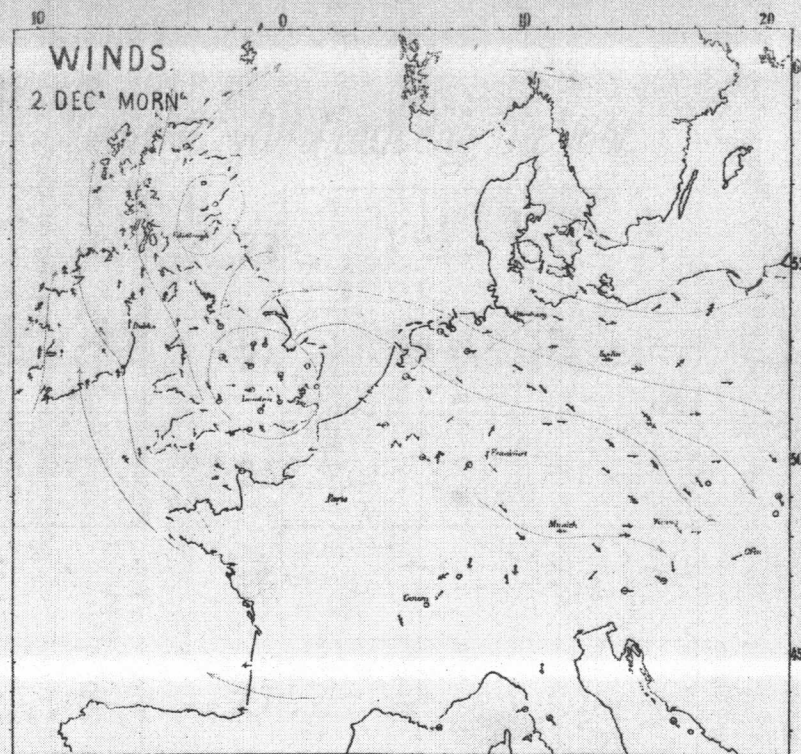
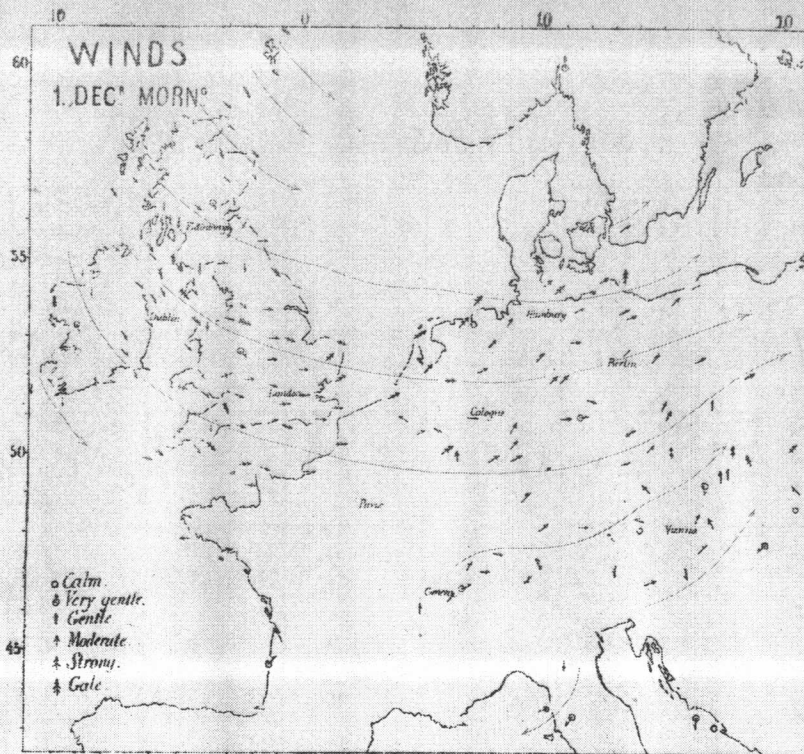


AFTERNOON AND EVENING ON EACH DAY DURING DECEMBER, 1861.



EXPLANATION OF SYMBOLS.

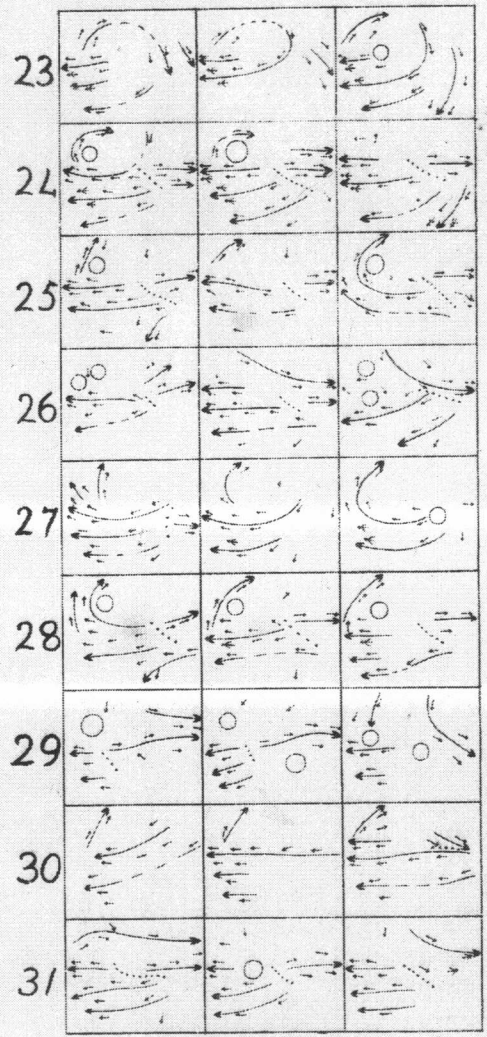
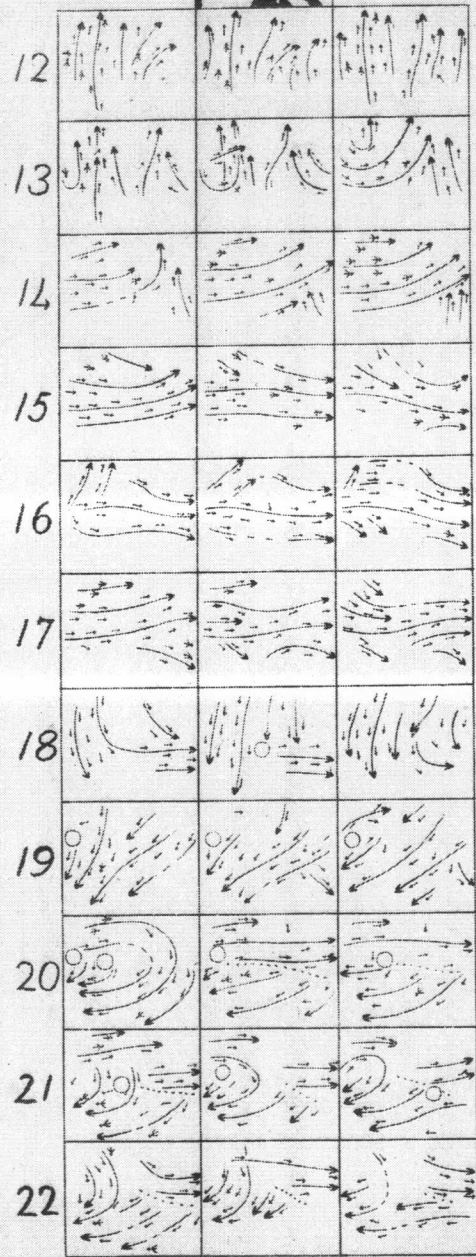
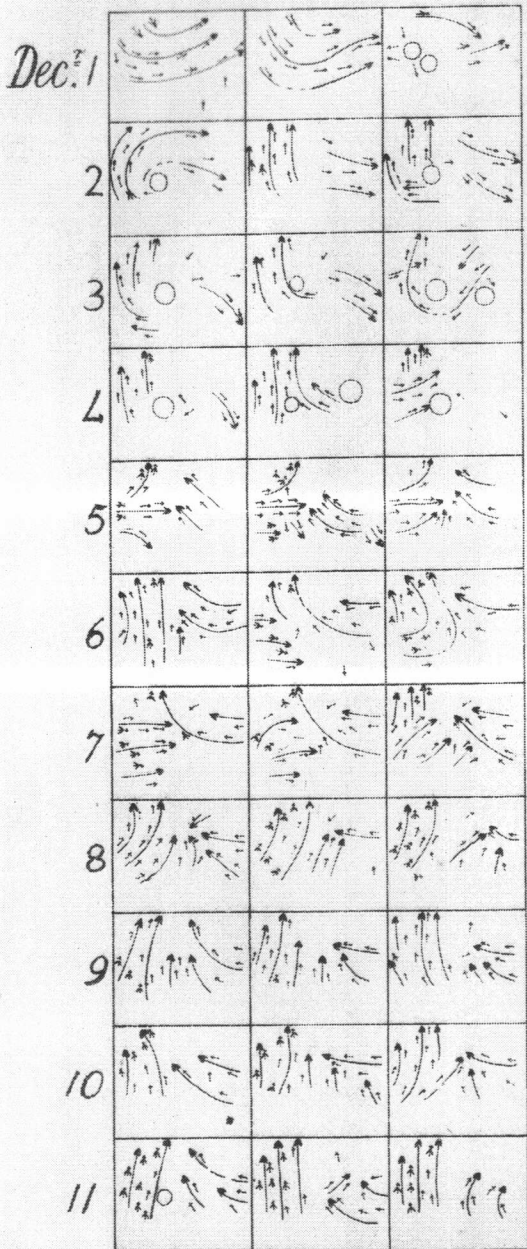
Barometer	29 ³⁰ - 29 ⁷ / ₁₆ In.	29 ⁷ / ₁₆ - 29 ¹¹ / ₁₆ In.	29 ¹¹ / ₁₆ - 29 ¹⁵ / ₁₆ In.	29 ¹⁵ / ₁₆ In. & below
	29 ¹⁵ / ₁₆ - 30 ⁰ / ₁₆ In.	30 ⁰ / ₁₆ - 30 ⁴ / ₁₆ In.	30 ⁴ / ₁₆ - 30 ⁸ / ₁₆ In.	30 ⁸ / ₁₆ In. & above
Wind & Rain	WIND:-- from West from North.	RAIN:--		
	33 - 37° F.	38 - 42° F.	43 - 47° F.	48° & above.
Thermometer	32 - 28° F.	27 - 23° F.	22 - 18° F.	17° & below.



The Winds of Britain & Europe,



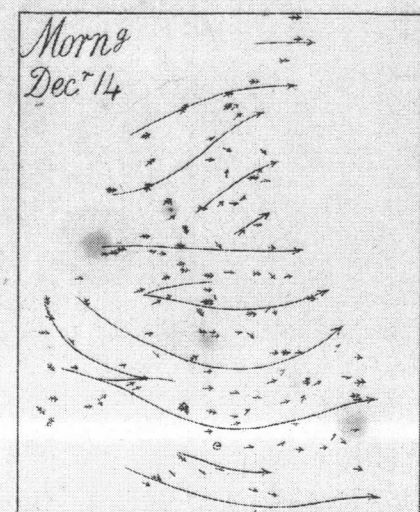
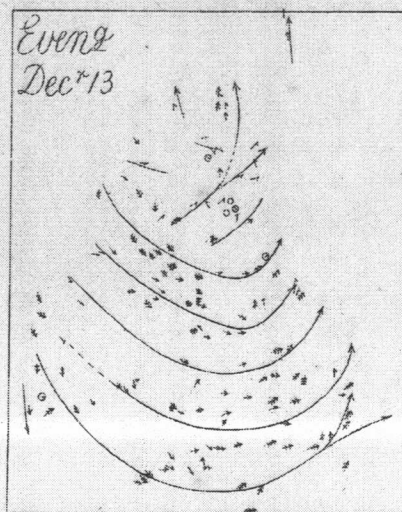
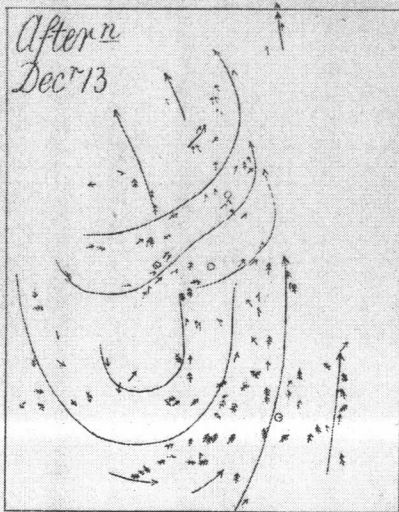
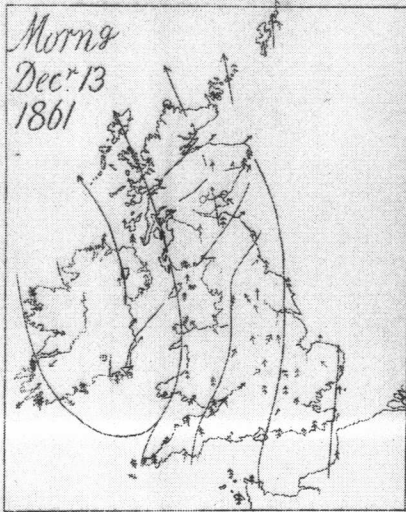
Morn.^s Aft.^s & Ev.^s of each day Dec^r 1861.



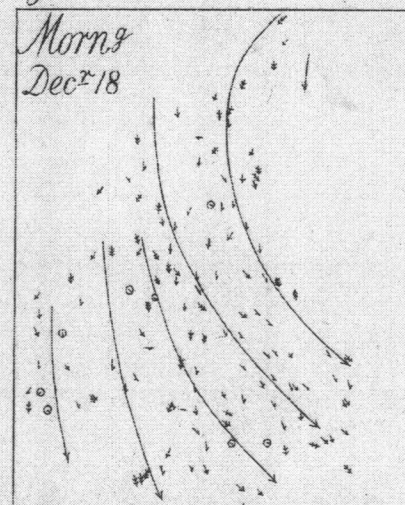


Explanation.

The arrows fly WITH the Wind.
 thus → is a West Wind.
 The ss exprefs selected groups of observations.
 s is gentle or moderate, v is strong or a gale
 The → are deductions from the ss.

Change from a South to a West Gale.



Change from a West to a North Gale.



SYMBOLS
FOR FORCE
OF WIND

very gentle ○
gentle ↓
moderate ↓↓
strong ↓↓↓
gale ↓↓↓↓